



WELCOME TO STUDENT LED CONFERENCES





WHY STUDENT LED CONFERENCES?

- Students develop **ownership** of their learning
- Students build **independence**
- Students take **pride** in their success
- Students identify areas for **improvement**
- Students **share** knowledge and skills learned



AGENDA







-
1. Review your child's Seesaw learning portfolio.
 2. Set 2 goals that you will work on with your child at home.
 3. Take a picture of your child's 2 goals and upload them to your Seesaw portfolio.
- 
- 
- 
- 



CONVERSATION STARTERS

After reviewing your portfolio...

- What did you see that you are really good at? Why?
 - What two things do you need to practice?
 - How can we practice this at home?
- 
- 
- 
- 

GOAL SETTING

*SEE ALSO REPORT CARDS

Literacy:

Know all letter names and sounds (52).

Read sight words (first 50)

Reading pattern books independently.

Retelling with key details and answering inference questions.

Writing:

Writing to tell their story that includes a B/M/E.

Coming soon: Opinion writing. Tell what you like and why you like it.

Editing writing independently.

Math:

Count to 20 without prompting or support (100 by end of year).

Read and write their numbers (and number words).

Solve addition/subtraction equations and explain their strategies.